



OFFICE OF THE DEAN & PRINCIPAL
PANDIT RAGHUNATH MURMU MEDICAL COLLEGE & HOSPITAL, BARIPADA, MAYURBHANJ
AT-RANGAMATIA, PO-LAXMIPOSI, PIN-757 107, MAYURBHANJ, ODISHA
Ph. No.: 06792 240401, E-mail: prmmchbaripada@gmail.com / officeprmmch@gmail.com

No. 6597 /V-79-PRMMCH-2023/Dt. 07 /12/2023

TENDER CALL NOTICE FOR PROCUREMENT OF MANNEQUIN FOR DEPARTMENT OF
ANAESTHESIOLOGY, PRMMCH, BARIPADA

Sealed tenders are invited in Two Bid System (A-Technical and B- Financial) from Registered Supplier/ Firm/ Agency for supply of "MANNEQUIN" for Department of Anaesthesiology, PRMMCH, Baripada -757107. The details of Tender Paper along with all terms and conditions can be downloaded from the web site www.prmmch.nic.in. The Tender paper should reach the Office of the Undersigned through Speed Post/ Regd. Post /courier only. The proposals (Technical and Financial) by eligible bidders shall reach the Office of the undersigned within due date and time (i.e. 01-01-2024 till 05:30 PM). Proposals received after due date and time shall be rejected. In case the last date for receipt of proposal happens to be a holiday for any reason, the activity will be held on the immediate next working day at the same time and place. There is no provision of receipt of proposal through drop box or by hand. The Tender shall be opened in presence of quotationer or their authorized representatives. In case of absence of any bidder then bid document will be opened by the committee members. The authority reserves the right to cancel or reject any or all the Tender without assigning any reason thereof.

Schedule for Events:

1	Period of Availability of RFP Document	From dt.12-12-2023 to 01-01-2024 (Downloadable from website: www.mayurbhanj.nic.in)
2	Pre – bid meeting	Date: 15-12-2023, Time: 11:30 AM Address: College Council Room of O/o the Dean & Principal, PRM Medical College and Hospital, Rangamatia ADDRESS FOR COMMUNICATION AND RECEIPT OF BID DOCUMENTS: O/o the Dean and Principal, PRM Medical College, Baripada At – Rangamatia, Po – Sankhabhanga, Via – Laxmiposi, Bariada, Dist – Mayurbhanj, Odisha, Pin – 757107 Phone No. – 06792-240400
3	Last date for submission of proposal	Date: 01-01-2024 till 05:30 PM ADDRESS FOR COMMUNICATION AND RECEIPT OF BID DOCUMENTS: O/o the Dean and Principal, PRM Medical College, Baripada At – Rangamatia, Po – Sankhabhanga, Via – Laxmiposi, Bariada, Dist – Mayurbhanj, Odisha, Pin – 757107 Phone No. – 06792-240401 <i>NB: Proposals should be submitted through Speed post/ Registered post/ Courier only.</i>
4	Date, time and place of opening of Bid	Date: 03-01-2024, Time: 11:30 AM At in the College Council Room of O/o the Dean & Principal, PRM Medical College and Hospital, Rangamatia.


7-12-23
Dean & Principal,

PRM Medical College and Hospital,
Baripada, Mayurbhanj

Terms and Conditions:

1. The interested Registered and reputed manufacturers / Authorized Distributors / Dealers / Stockists / Firms / Agencies should submit Tender in a sealed envelope. All the pages of the tender papers should be duly endorsed by the bidder with seal.
2. **Tender Paper Cost:-**Each bid must be accompanied by a non-refundable Demand Draft of Rs. 1,000/- (Rupees One Thousand) only drawn in any Nationalised bank in favour of "Dean and Principal, PRMMMCH, BARIPADA" payable at Baripada must be deposited along with the tender.
3. It's a two-bid tender process, one is 'Technical Bid' and thesecond one is "Financial Bid", which are to be separately submitted in two separate sealed envelopes duly superscripted as Technical Bid / Financial Bid. Bidders have to submit both the sealed envelopes, in another closed envelop super scribed with "Supply of Mannequin".
4. The sealed envelope containing the proposals must be delivered to theDean & Principal PRM Medical College & Hospital, Baripada byregistered post/ speed post/ Courier.
5. The bid documents must be submitted with EMDin shape of Demand Draft of Rs. 10,000/- (Rupees Ten Thousand) onlydrawn in any Nationalised bank in favour of "Dean and Principal, PRMMMCH, BARIPADA" payable at Baripada.
6. EMD will be refundable to unsuccessful bidders.
7. After evaluation of the technical bids, the "Financial Bids" of the technically qualified bidders only will be opened & considered for the next process.
8. Bids received after due date and time will not be entertained and shall be liable for rejection.
9. The tender paper can be downloaded from website www.prrmmch.nic.in .
10. The rate quoted and accepted by the Tender Committee will be bindingfor one year, that is, from the date of approval of the tender.
11. In case more than one agency quote same price for same item, then the agency which has quoted higher no of items will be given preference. In case the no of items quoted by the agencies becomes equal, then the agency having higher annual average turnover will be given preference.
12. The Bidder must not be blacklisted by any Government / Semi government / any other organization, what so ever. If found later on, action, deemed proper, including penal action, shall be initiated against the firm as per the law.
13. Any queries/clarifications regarding the contents of the Bidding Documents should be addressed to the Dean and Principal, PRM. Medical College, BARIPADA in the pre-bidding meeting.
14. **The tenderer should furnish the self-attested copies of the followingdocuments along with the Technical bid document:**
 - a. Check list (**Annex – 1**)
 - b. Information About The Bidder (**Annex – 2**)
 - c. Affidavit in a non-judicial stamp paper of Rs. 20/- duly attested by a Notary or Executive Magistrate to the effect that, they are not blacklisted.(**Annex-3**)
 - d. Valid manufacturer authorisation form.(**Annex-4**)
 - e. Performance Sheet(**Annex – 5**)
 - f. valid GSTN,
 - g. Valid PAN Card,
 - h. Annual average turnover certificate for 2019-20, 2020 - 21, 2021 - 2022in the letter head of the chartered accountant.
 - i. Copy of valid ISO certificate
 - j. IT return of 2020-21,2021-22, 2022-2023

 7-12-23


DEAN & PRINCIPAL
PRM Medical College & Hospital,
BARIPADA, ODISHA

Annex – 1
Document Checklist

Please check whether following documents have been enclosed in the respective cover: (please arrange the documents serially in the following order & do the page numbering of the entire bid document and mention the page no. in the column "page no" against the check list.

Sl. No.	Particulars	Whether included Yes / No	Page No.
1	valid GSTN		
2	Valid PAN Card		
3	Annual average turnover certificate for 2019-20, 2020 - 21, 2021 - 2022		
4	Copy of valid ISO / ISL / CE / BIS / US FDA / IEC certificate		
5	IT return of 2019-20, 2020-21, 2021-22		
6	Information About The Bidder(Annex – 2)		
7	Affidavit (Annex – 3)		
8	Valid manufacturer authorisation form (Annex-4)		
9	Performance Sheet(Annex – 5)		
10	Tender Paper Cost of Rs.1000/- in favour of "Dean and Principal, PRMMMCH, BARIPADA" payable at SBI, MCC Branch, Baripada		
11	EMD of Rs. 10,000/-in favour of "Dean and Principal, PRMMMCH, BARIPADA" payable at SBI, MCC Branch, Baripada		

Signature with seal of the Vendor/ Bidder


7-12-23
DEAN & PRINCIPAL
PRM Medical College & Hospital,
BARIPADA, ODISHA

Annex-2


INFORMATION ABOUT THE BIDDER
(To be furnished in Cover "A" - Technical Bid)

Sl. No.	Particulars	Details
1	Name of the Bidder	
2	Address of the Bidder	
3	E-mail ID of the Bidder	
4	Mobile No. [with WhatsApp of the Bidder	
5	Details of Bank Account: Name of Account Holder: Name of Bank with Branch: Account Type: Account No.: IFS Code:	

Signature with Seal of the Manufacturer/ Bidder

Place:

Date:



Handwritten signature and date: 7-12-23

DEAN & PRINCIPAL
PRM Medical College & Hospital,
BARIPADA, ODISHA

Annex-3

DELISTING DECLARATION

(Affidavit from Notary or Executive Magistrate in a non-judicial stamp paper of Rs.20/-)

(Sealed Tender Notice No.:, dated,)

To
The Dean and Principal,
PRM.Medical College, BARIPADA.

We M/s _____ hereby
declare/clarify that we have not been blacklisted by any Government or quasi Government
agencies or Public Sector Undertakings.

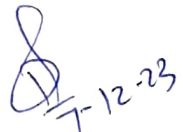
NOTE: If a bidder has been banned by any Government or Quasi Government Agencies or
Public Sector Undertakings, the fact must be clearly stated with DEAN & PRINCIPAL, PRM
MCH, Baripada, If this declaration is not given along with technical bid, the tender will be
rejected as non-responsive. Bidder to type the above on his letter head and sign.

Signature with Seal of the Manufacturer/ Bidder

Place:
Date:

Email ID:

Mobile Number with WhatsApp:



**DEAN & PRINCIPAL
PRM Medical College & Hospital,
BARIPADA, ODISHA**

Annex-4

MANUFACTURER'S AUTHORISATION FORMAT

To

The Dean and Principal,
PRM Medical College and Hospital,
Baripada, Mayurbhanj, Odisha – 757107

Ref: - Tender No. _____ / PRMMCH, Baripada, Dated: _____

Madam/Sir,

I /We, _____, who are
established and reputed manufacturer's of _____ having
factories at _____ Do hereby authorize
_____ to submit the bid and sign the contract as per the above
referred tender and also raise bills, collect payment, as per rule.

We also extend our full guarantee for the items quoted by as per the terms
and conditions in the above referred tender.

Yours faithfully,

Signature with Seal of the Manufacturer/ Bidder

Place:

Date:

 7-12-23

**DEAN & PRINCIPAL
PRM Medical College & Hospital,
BARIPADA, ODISHA**

Annex-5

PERFORMANCE SHEET

(Attach separate sheet if necessary)

Sl. No.	Address of the Purchaser	Order no.	Order date	Value (in Rupees)	Tender Reference No.	Page No. in the Bid	Copy of supply / Purchase Order
1	2	3	4	5	6	7	8

Signature with Seal of the Manufacturer/ Bidder

Place:

Date:

Annex-6


PROFORMA FOR FINANCIAL BID

Sl. No.	Sl.No. of the item as per annex-7	Name of the Items	Specification	Price (excluding GST)
1		2	3	4

Signature with Seal of the Manufacturer/ Bidder

Place:

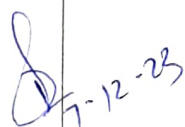
Date:


7-12-23

**DEAN & PRINCIPAL
PRM Medical College & Hospital,
BARIPADA, ODISHA**

SPECIFICATIONS OF THE MANNEQUINS

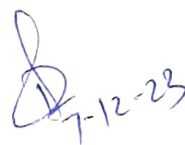
Sl. No.	Name of the items	Specifications	Quantity
1	CPR Manikin intubating head	<ol style="list-style-type: none"> 1. It should be upper torso 2. It should support realistic training of Look, Listen & Feel. 3. It should support intubation with all modern Airway Management devices like ET Tube, Guidel Tube, Combitube TM, and Laryngeal Mask etc. 4. Trainees should perform realistic Airway mechanics like Jaw Thrust, Head Tilting. 5. Trainees should learn to do Ventilation just like on a Human being. 6. It should have instant mechanical feedback monitoring system on the basic parameters for CPR. Should provide feedback on correct compression and ventilation, wrong hand positioning and stomach Inflation. 7. It should have manual Carotid Pulse. 8. It should have three stage adjustable chest stiffness option. 9. It should have options for upgrade with IV arm & I.O. leg. 10. It should be ISO certified. 11. It should have option to supply with carrying case, which can be used as a mat 	01
2	IV Injection Arm TRAINER	<ol style="list-style-type: none"> 1. It should replicate original human anatomy, incorporating Cephalic, Basilica, Antecubital, Radial and ulnar veins 2. It should have prominent venous network access from dorsal hand to upper arm 3. It should be used for the following advanced training: <ul style="list-style-type: none"> • The insertion of cannulas and catheters • Administration of medication by Intravenous injection • Simulation of infusion technique • Blood collection exercises with simulated blood 4. It should provide realistic sensation and feeling of puncture and palpation for practicing venepuncture 5. Proper insertion can be confirmed by a realistic flashback from the pressurized system 6. The characteristic "pop" can be felt when the needle penetrates the vein 7. It should have movable wrist and rotating arm ensure realistic training 8. It should have indicator panel which represents each blood vessel, gives immediate feedback, e.g. if an infusion has been correctly accomplished 9. It should be equipped with valve system to reduce the air pocket inside blood vessels 10. It should be equipped with in built fluid reservoir, avoiding a separate reservoir taking up space 11. It should have radial pulse, that can be simulated by a manual pulse bellow 12. Skin and veins should be made of natural latex, which features automatic hole closure after penetration, extending the lifetime of the arm 13. It should allow smart replacement of the consumables like Skin and veins 14. Should be supplied with following accessories: <ul style="list-style-type: none"> • Infusion stand • Red dye concentrate • Talcum powder • 5 ml and 50 ml syringes • Protective Carrying Case 15. It should be ISO certified 16. Should be provided with 01 years warranty. 	01


DEAN & PRINCIPAL
PRM Medical College & Hospital,
BARIPADA, ODISHA
 Page 8

3	Software based BLS Manikin with arrhythmia simulator	<ol style="list-style-type: none"> 1. Torso model adult male manikin. 2. Should be based on a hands-on approach in which trainee make vital decisions that can have an immediate effect on the patient's condition. 3. Should indicate shake test, Head tilt, Pulse check so that realistic assessment can be trained. 4. The manikin should have mechanical monitoring instrument that gives instant feedback on ventilation volume, stomach inflation, chest compression depth and wrong hand positions. 5. Chest rigidity should be adjustable so that different body builds can be simulated. 6. Flexible defib electrodes should be present so as to accept all leading brands of defibrillation 7. Defibrillation up to 360 Joules should be allowed to defibrillate as in real life. 8. Software programme should be straightforward and easy to use and able to run on latest windows operating system. 9. Detailed test report in which all performances on manikin can be registered second by second. 10. All training activities should be saved and used as a database, helping the Instructor to organise student retraining & compile statistics. 11. Both CPR & ECG Curves should be displayed on screen, giving optimal Information at all times 12. Manikin should have Wi-Fi and LAN connectivity to connect it with system. 13. It should be made of high quality material that ensure long life. 14. The correct compression depth and required ventilation volume can be monitored by the feedback indicator on any Mobile or PAD 15. The device can communicate with Mobile device either phone or PAD through Bluetooth via real time feedback Application 16. The head should be rotatable to left and right side. 17. Airway should open in the correct (sniff) position. 18. Realistic anatomy should allow the trainee to find correct compression point, making the chest / abdomen rise realistically. 19. Brachial pulse should provide correct realistic training. 20. Obstruction of the airway by an on / off slider can be stimulated by the instructor. It should have provision of comfort and safety through look listen - feel concept. 21. It should be designed with a unique hygienic system for safeguard mannequin from cross contamination 22. Should be ISO certified 23. Should be supplied with following accessories/items 24. Face piece - 5 nos. 25. Carry bag- 1 nos. 	01
4	Adult BLS Trainer	<ol style="list-style-type: none"> 1. A soft nose which can be occluded using the nose pinch technique. 2. Realistic chest rise & fall 3. Sellick manoeuvre (cricoid pressure) and Jaw thrust 4. Positive pressure ventilation 5. Facility for head tilt/chin lift and jaw thrust to open the airway 6. Visible chest rise on effective ventilation and wireless feedback, Pupil replacement, Multiple chest stiffnesses, Gastric inflation, Carotid pulses 7. A disposable lower airway with an integral one-way valve. 8. It should connect wirelessly with the feedback device. The CPR timeline view should allow for a real-time CPR feedback & observe trend simultaneously. Immediate debrief with scrollable timeline and get additional data on quality CPR. Review ventilation metrics measured to the millilitre. Detailed insights on chest compression fraction. Select guidelines & customize feedback parameters. Access saved results & reports, including saved CPR timelines and session information, plus export the 	01

[Handwritten Signature]
7-12-23

		<p>sessions to view outside of the device.</p> <ol style="list-style-type: none"> 9. Real time feedback on ventilation volume, Compression rate, chest Compression rate and depth 10. Correct release for each compression, Correct hand position, Appropriate ventilation volume, Amount of compressions and ventilations display, Detailed, real-time feedback and summative performance results 11. It should be supplied with adult face skin, airways, wipes and user guide 12. It should be ISO certified. 13. Should be provided with 01 years warranty. 	
5	Tracheal Intubation trainer	<ol style="list-style-type: none"> 1. Adult upper torso with mouth, nostril, teeth, tongue, pharynx, larynx, epiglottis, laryngeal cartilages, vallecula, vocal cords, trachea, esophagus and lungs 2. It must provide realistic head positioning. Neck flexion, extension and rotation, head lift/ chin lift/ jaw thrust 3. It shall provide complete training in orotracheal and nasotracheal intubation procedures, insertion of laryngeal mass airway, combi-tube, fiberoptic intubation 4. Ventilation with face shield & bag-valve-mask should be possible 5. It shall be able to teach suctioning technique 6. Oropharyngeal & nasopharyngeal airways- insertion and suctioning 7. Vomiting, Esophageal intubation, Oxygen delivery procedures should be possible 8. Sellick maneuver should be possible 9. There shall be provision for supervision of students' performance like realistic checking of tube placement, expansion during ventilation, auscultation of breathing sounds. 10. Should have acoustic audio sensors triggered by excessive pressure on teeth, laryngospasm, vomiting and incorrect tube placement 11. Oral, Nasal & Digital intubation should be possible 12. Should be provided with Airway demonstration model 13. It will be supplied with carrying case, practice board, user manual, lubrication spray, simulated stomach content 14. It should be ISO certified. 15. Should be provided with 01 years warranty. 	01


7-12-23

Dean & Principal,
PRM Medical College and Hospital,
Baripada, Mayurbhanj